

Who Were the Voters?

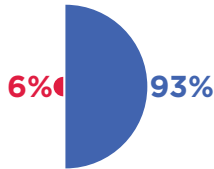
Gender:



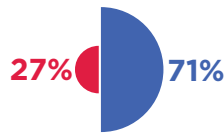
Race and Ethnicity:



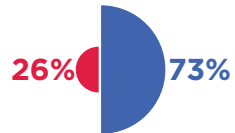
White



Black

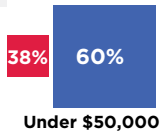


Hispanic

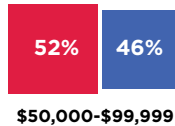


Asian

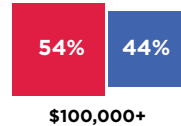
Income:



Under \$50,000



\$50,000-\$99,999



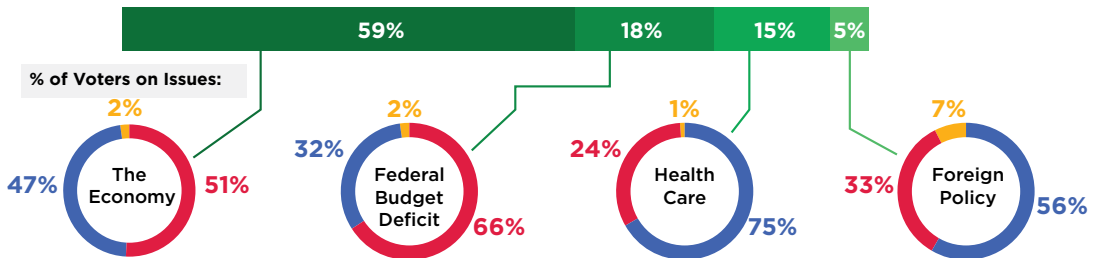
\$100,000+

Religious Attendance:



What Were the Issues?

Top-ranking Issues:



BEHIND THE NUMBERS

We hear a lot about Red and Blue America, but it is more complicated. On the maps, notice most states are a mix of Democratic and Republican counties. Within this, which groups tend to be Democratic or Republican? Can you think of any issues bases for these partisan tendencies between different groups of voters?

Source: abcnews.go.com/Politics/2012_Elections_Exit_Polls/